



916-924-5227 / [www.greenleaflabs.com](http://www.greenleaflabs.com)

License#: C8-000078-LIC

**Distributor Cultivator/Manufacturer**

Bear Ears Farms

210 Shirrtail Way, Blanding UT 84511

Bear Ears Farm R&D 210 N Shirrtail

Way Blanding UT 84511



Test RFID: Source RFID: na

Lab Sample ID: S3F0154-06 Source Batch ID: na

Overall Batch : PASS

Cannabinoids : PASS

Pesticides : PASS

Residual Solvents for Tinctures : PASS

Microbials : PASS

Metals : PASS

Foreign Material : PASS

Mycotoxins : PASS

*Lauryn Brown*

Lauryn Brown

Laboratory Manager - 6/23/2023 Page 1 of 6

LQC samples were performed and met the prescribed acceptance criteria in 16 CCR section 5730; data available upon request. These results relate only to the sample included on this report.  
The report may not be reproduced except in full, without the written permission of Green Leaf Lab. The validity of results can be affected by the client supplied information.

Information has been provided by the customer and lab results apply to the sample received



**Green Leaf Lab**

916-924-5227 / [www.greenleaflabs.com](http://www.greenleaflabs.com)

License#: C8-000078-LIC

Distributor Cultivator/Manufacturer

Bear Ears Farms

210 Shirttail Way, Blanding UT 84511

**Uplift**

**Quality Control Testing  
Official Report**

251 Lathrop Way Suites D&E Sacramento, CA 95815

Bear Ears Farm R&D 210 N Shirttail  
Way Blanding UT 84511



d:

Total THC 5.07  
5.28 ND ND

Total CBD 0.17  
0.18 0.802  
8.02

THCA 5.07  
5.28 ND ND

delta 9-THC  
5.07 5.28 ND  
ND

delta 8-THC  
0.17 0.18 ND  
ND

THCV 0.17  
0.18 ND ND

THCVA 0.17  
0.18 ND ND

CBD 0.17 0.18  
0.802 8.02

CBDA 0.17  
0.18 ND ND

CBDV 0.17  
0.18 ND ND

CBDVA 0.17  
0.18 ND ND

CBN 0.17 0.18  
ND ND

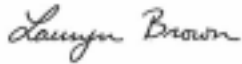
CBG 0.17 0.18  
0.118 1.18

CBGA 0.17  
0.18 ND ND

CBC 0.17 0.18  
ND ND

Total Cannabinoids 0.17 0.18 0.920 9.2  
Sum of Cannabinoids 0.17 0.18 0.920 9.2

Total THC = delta 9-THC + (THCA \* 0.877)  
Total CBD = CBD + (CBDA \* 0.877)



Lauryn Brown

Laboratory Manager - 6/23/2023 Page 2 of 6

LQC samples were performed and met the prescribed acceptance criteria in 16 CCR section 5730; data available upon request. These results relate only to the sample included on this report. The report may not be reproduced except in full, without the written permission of Green Leaf Lab. The validity of results can be affected by the client supplied information.

Information has been provided by the customer and lab results apply to the sample received



# Green Leaf Lab

## Quality Control Testing Official Report

251 Lathrop Way Suites D&E Sacramento, CA 95815

916-924-5227 / www.greenleaflabs.com

License#: C8-0000078-LIC

### Distributor Cultivator/Manufacturer

Bear Ears Farms

210 Shirttail Way, Blanding UT 84511

Bear Ears Farm R&D 210 N Shirttail

Way Blanding UT 84511



Uplift

Test RFID: Source RFID: na

Lab Sample ID: S3F0154-06 Source Batch ID: na

Matrix: Orally-Consumed Concentrate - volume Batch Size: na Sample Size: 82 g Date Sampled: 06/14/23 Date Received:

06/14/23 Harvest/Processing Date: na Product Density: na **Pesticide Analysis by GCMS/LCMS**

Date/Time Extracted: 06/21/23

09:47

06/23/23 01:45

Date/Time GC Analyzed:

Analysis Method/SOP: RP-001

Action

Action

Date/Time LC Analyzed: 06/22/23 12:02

Analyte Result

Level LOD LOQ Units Analyte Result

Level LOD LOQ Units



Abamectin ND 0.3 0.060 0.080 ug/g Acephate ND 5 0.060 0.080 ug/g Acequinocyl ND 4 0.060 0.080 ug/g Acetamiprid ND 5 0.060 0.080 ug/g Aldicarb ND 0.05 0.060 0.080 ug/g Azoxystrobin ND 40 0.060 0.080 ug/g Bifenazate ND 5 0.060 0.080 ug/g Bifenthrin ND 0.5 0.060 0.080 ug/g Boscalid ND 10 0.060 0.080 ug/g Captan ND 5 0.500 0.500 ug/g Carbaryl ND 0.5 0.060 0.080 ug/g Carbofuran ND 0.05 0.060 0.080 ug/g Chlorantraniliprole ND 40 0.060 0.080 ug/g Chlordane ND 0.05 0.060 0.080 ug/g Chlorfenapyr ND 0.05 0.060 0.080 ug/g Chlorpyrifos ND 0.05 0.060 0.080 ug/g Clofentezine ND 0.5 0.060 0.080 ug/g Coumaphos ND 0.05 0.060 0.080 ug/g Cyfluthrin ND 1 0.250 0.700 ug/g Cypermethrin ND 1 0.250 0.500 ug/g Daminozide ND 0.05 0.060 0.080 ug/g DDVP (Dichlorvos) ND 0.05 0.060 0.080 ug/g Diazinon ND 0.2 0.060 0.080 ug/g Dimethoate ND 0.05 0.060 0.080 ug/g Dimethomorph ND 20 0.060 0.080 ug/g Ethoprophos ND 0.05 0.060 0.080 ug/g Etofenprox ND 0.05 0.060 0.080 ug/g Etoxazole ND 1.5 0.060 0.080 ug/g Fenhexamid ND 10 0.060 0.080 ug/g Fenoxycarb ND 0.05 0.060 0.080 ug/g Fenpyroximate ND 2 0.060 0.080 ug/g Fipronil ND 0.05 0.060 0.080 ug/g Flonicamid ND 2 0.060 0.080 ug/g Fludioxonil ND 30 0.060 0.080 ug/g Hexythiazox ND 2 0.060 0.080 ug/g Imazalil ND 0.05 0.060 0.080 ug/g Imidacloprid ND 3 0.060 0.080 ug/g Kresoxim-methyl ND 1 0.060 0.080 ug/g Malathion ND 5 0.060 0.080 ug/g Metalaxyl ND 15 0.060 0.080 ug/g Methiocarb ND 0.05 0.060 0.080 ug/g Methomyl ND 0.1 0.060 0.080 ug/g Methyl parathion ND 0.05 0.060 0.080 ug/g Mevinphos ND 0.05 0.060 0.080 ug/g Myclobutanil ND 9 0.060 0.080 ug/g Naled ND 0.5 0.060 0.080 ug/g Oxamyl ND 0.2 0.060 0.080 ug/g Paclobutrazol ND 0.05 0.060 0.080 ug/g Pentachloronitrobenzene ND 0.2 0.060 0.080 ug/g Permethrins ND 20 0.060 0.080 ug/g Phosmet ND 0.2 0.060 0.080 ug/g Piperonyl butoxide ND 8 0.060 0.080 ug/g Prallethrin ND 0.4 0.060 0.080 ug/g Propiconazole ND 20 0.060 0.080 ug/g Propoxur ND 0.05 0.060 0.080 ug/g Pyrethrins ND 1 0.060 0.080 ug/g Pyridaben ND 3 0.060 0.080 ug/g Spinetoram ND 3 0.060 0.080 ug/g Spinosad ND 3 0.060 0.080 ug/g Spiromesifen ND 12 0.060 0.080 ug/g Spirotetramat ND 13 0.060 0.080 ug/g Spiroxamine ND 0.05 0.060 0.080 ug/g Tebuconazole ND 2 0.060 0.080 ug/g Thiadiprid ND 0.05 0.060 0.080 ug/g Thiamethoxam ND 4.5 0.500 1.00 ug/g Trifloxystrobin ND 30 0.060 0.080 ug/g

ND - Compound not detected

<LOQ - Results below the Limit of Quantitation

Results above the Action Level fail state testing requirements and will be highlighted Red.

*Lauryn Brown*

Lauryn Brown

Laboratory Manager - 6/23/2023 Page 3 of 6

LQC samples were performed and met the prescribed acceptance criteria in 16 CCR section 5730; data available upon request. These results relate only to the sample included on this report. The report may not be reproduced except in full, without the written permission of Green Leaf Lab. The validity of results can be affected by the client supplied information.

This report and its contents have been provided by the customer and lab results apply to the sample received



**Quality Control Testing  
Official Report**

251 Lathrop Way Suites D&E Sacramento, CA 95815  
916-924-5227 / [www.greenleaflabs.com](http://www.greenleaflabs.com)  
License#: C8-000078-LIC

**Distributor Cultivator/Manufacturer**

Bear Ears Farms

210 Shirttail Way, Blanding UT 84511

Bear Ears Farm R&D 210 N Shirttail

Way Blanding UT 84511




1,2-Dichloroethane ND 1 0.40 0.80 ug/g

Acetone ND 5000 0.40 998.4 ug/g

Acetonitrile ND 410 0.40 49.92 ug/g

Benzene ND 1 0.40 0.80 ug/g  
Butane ND 5000 0.40 998.4 ug/g  
Chloroform ND 1 0.40 0.80 ug/g  
Ethanol ND 1000000 0.40 998.4 ug/g  
Ethyl acetate ND 5000 0.40 998.4 ug/g  
Ethyl ether ND 5000 0.40 998.4 ug/g  
Ethylene oxide ND 1 0.40 0.80 ug/g  
Heptane ND 5000 0.40 998.4 ug/g  
Hexane ND 290 0.40 49.92 ug/g  
Isopropyl Alcohol ND 5000 0.40 998.4 ug/g  
Methanol ND 3000 0.40 998.4 ug/g  
Methylene chloride ND 1 0.40 0.80 ug/g  
Pentane ND 5000 0.40 998.4 ug/g  
Propane ND 5000 0.40 998.4 ug/g  
Toluene ND 890 0.40 49.92 ug/g  
Trichloroethylene ND 1 0.40 0.80 ug/g  
xylenes (total) ND 2170 0.40 49.92 ug/g

ND - Compound not detected  
<LOQ - Results below the Limit of Quantitation  
Results above the Action Level fail state testing requirements and will be highlighted Red.



Lauryn Brown

Laboratory Manager - 6/23/2023 Page 4 of 6

LQC samples were performed and met the prescribed acceptance criteria in 16 CCR section 5730; data available upon request. These results relate only to the sample included on this report. The report may not be reproduced except in full, without the written permission of Green Leaf Lab. The validity of results can be affected by the client supplied information.

This is for informational use only and does not constitute a test. The sample has been provided by the customer and lab results apply to the sample received



## Quality Control Testing Official Report

251 Lathrop Way Suites D&E Sacramento, CA 95815

916-924-5227 / [www.greenleaflabs.com](http://www.greenleaflabs.com)

License#: C8-000078-LIC

### Distributor Cultivator/Manufacturer

Bear Ears Farms      Bear Ears Farm R&D 210 N Shirttail  
210 Shirttail Way, Blanding UT 84511      Way Blanding UT 84511



**Uplift**

Test RFID: Source RFID: na

Lab Sample ID: S3F0154-06 Source Batch ID: na

Matrix: Orally-Consumed Concentrate - volume Batch Size: na Sample Size: 82 g Date Sampled: 06/14/23 Date Received:

06/14/23 Harvest/Processing Date: na Product Density: na **Metals Analysis by ICPMS**

Date/Time Extracted: 06/21/23 09:31

Date/Time Analyzed: 06/21/23 15:21

Action

Analysis Method/SOP: HM-001



Arsenic ND 1.5 0.0110 0.0500 ug/g

Cadmium ND 0.5 0.00100 0.0500 ug/g

Lead <LOQ 0.5 0.00150 0.0500 ug/g

Mercury ND 3 0.00350 0.0100 ug/g

ND - Compound not detected

<LOQ - Results below the Limit of Quantitation

Results above the Action Level fail state testing requirements and will be highlighted Red.





Lauryn Brown

Laboratory Manager - 6/23/2023 Page 5 of 6

LQC samples were performed and met the prescribed acceptance criteria in 16 CCR section 5730; data available upon request. These results relate only to the sample included on this report. The report may not be reproduced except in full, without the written permission of Green Leaf Lab. The validity of results can be affected by the client supplied information.

This is for informational purposes only and does not constitute a test. The sample has been provided by the customer and lab results apply to the sample received



## Quality Control Testing Official Report

251 Lathrop Way Suites D&E Sacramento, CA 95815

916-924-5227 / [www.greenleaflabs.com](http://www.greenleaflabs.com)

License#: C8-0000078-LIC

### Distributor Cultivator/Manufacturer

Bear Ears Farms      Bear Ears Farm R&D 210 N Shirttail  
210 Shirttail Way, Blanding UT 84511      Way Blanding UT 84511



**Uplift**

Test RFID: Source RFID: na

Lab Sample ID: S3F0154-06 Source Batch ID: na

Matrix: Orally-Consumed Concentrate - volume Batch Size: na Sample Size: 82 g Date Sampled: 06/14/23 Date Received:

06/14/23 Harvest/Processing Date: na Product Density: na **Mycotoxins by LCMSMS**

Date/Time Extracted: 06/21/23 09:47

Date/Time Analyzed: 06/22/23 11:00

Action  
Analysis Method/SOP: RP-001

Level LOD LOQ Units

Analyte Result



aflatoxin B1 ND 1.98 4.95 ug/kg aflatoxin B2 ND 0.989 4.95 ug/kg **Analysis Method/SOP: MI-301**  
aflatoxin G1 ND 0.989 4.95 ug/kg aflatoxin G2 ND 2.47 4.95 ug/kg  
Ochratoxin A ND 20 9.89 12.4 ug/kg Total Aflatoxins ND 20 0.989  
4.95 ug/kg

ND - Compound not detected  
<LOQ - Results below the Limit of Quantitation  
Results above the Action Level fail state testing requirements and will  
be highlighted **Red**.

## **Microbials by PCR**

**Date/Time Extracted: 06/21/23 09:16**

**Date/Time Analyzed: 06/22/23 15:33**

**Action**

**Analyte Result**

Escherichia Coli Pass 1 0.00 0.00 CFU/g No detection in 1 gram Salmonella Pass 1 0.00 0.00 CFU/g No detection in 1 gram

**Filth and Foreign Material Inspection by Magnification**

**Date/Time Extracted: 06/21/23 09:15**

**Action**

**Date/Time Analyzed: 06/21/23 14:22**

**Analysis Method/SOP: FM-001**


Level LOD LOQ Units

**Analyte Result**

Foreign Material Pass 1 1.00 1.00 FMU

<LOQ - Results below the Limit of Quantitation

Results above the Action Level fail state testing requirements and will be highlighted **Red**.



Lauryn Brown

Laboratory Manager - 6/23/2023 Page 6 of 6

LQC samples were performed and met the prescribed acceptance criteria in 16 CCR section 5730; data available upon request. These results relate only to the sample included on this report. The report may not be reproduced except in full, without the written permission of Green Leaf Lab. The validity of results can be affected by the client supplied information.

This is for informational testing and is not compliance testing. The sample has been provided by the customer and lab results apply to the sample received